

**OUTPUT**

**Frequency**

Fixed between 2.4 and 2.8 GHz  
Please specify frequency when ordering

**Level**

+13 dBm ±2 dBm, into 50 ohms

**STABILITY**

**Aging**

5 x 10<sup>-7</sup> per year, first year  
after 30 days operating, typical  
2 x 10<sup>-7</sup> per year thereafter, typical

**Phase Noise L(f), typical**

100 Hz -102 dBc/Hz  
1 KHz -126 dBc/Hz  
10 KHz -138 dBc/Hz  
20 KHz -142 dBc/Hz

**Temperature Stability**

±1 x 10<sup>-7</sup>, 0° to +50°C (Ref +25°C)

**Sub-Harmonics**

-50 dBc

**MECHANICAL**

**Dimensions**

2.50 x 5.00 x .80"

**Connectors**

SMA and solder pins

**Packaging**

Machined aluminum housing

**POWER REQUIREMENTS**

**Warm-Up Power**

10.0 Watts for 5 minutes

**Total Power**

7.5 Watts at +25°C

**Supply Voltage**

+15 VDC

**ADJUSTMENT**

**Mechanical Tuning**

±3 x 10<sup>-6</sup>

**Electrical Tuning**

±1.5 x 10<sup>-6</sup>, ±5 VDC

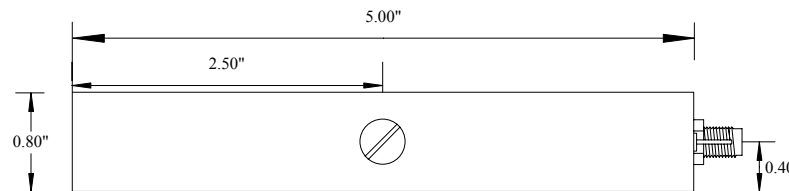
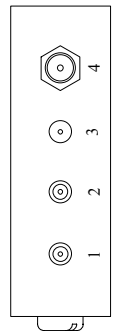

Negative slope

**CRYSTAL**

**Type**

SC-cut, 1/32 of output frequency

REV	DATE	REVISION RECORD	DWN	AUTH
-	02-17-05	Draft	BB	LR



CONN	FUNCTION
1	ET
2	Supply Voltage
3	Ground, Case
4	RF Output



**Wenzel Associates, Inc.**

Austin, Texas

Title:

**2.4 to 2.8 GHz Ultra Low Noise Oscillator**

P/N: <b>501-14040</b>	Rev: -	Date: <b>02-17-05</b>	Drawn:	Ref:
--------------------------	-----------	--------------------------	--------	------

Tolerances: (except as noted) Dimensions are in inches	0.XX Dec: <b>±0.030"</b>	0.XXX Dec: <b>±0.010"</b>	FSCM: <b>62821</b>	Page 1 of 1
--	-----------------------------	------------------------------	-----------------------	-------------