

OUTPUT

Frequency

100 MHz

Level

+13 dBm ±2 dB into 50 ohms

STABILITY

Aging

±1 x 10⁻⁶ per year
after 30 days operating, typical

Phase Noise L(f)

100 Hz -130 dBc/Hz
1 kHz -155 dBc/Hz
10 kHz -168 dBc/Hz
100 kHz -170 dBc/Hz

Temperature Stability

±5 x 10⁻⁷, 0° to +50°C (Ref +25°C)

MECHANICAL

Dimensions

1.5 x 1.5 x 0.75"

Connectors

RF Output: SMC
PWR and ET: Feed thru capacitor solder pins
Ground: Solder pin

Packaging

Solder sealed steel can

POWER REQUIREMENTS

Warm-Up Power

≤ 5 Watts for 3 minutes

Total Power

≤ 2.0 Watts at +25°C, typical

Supply Voltage

+15 VDC ±2%

ADJUSTMENT

Mechanical Tuning

±4 x 10⁻⁶

Electrical Tuning

±5 x 10⁻⁷, ±5 VDC
Negative Slope

CRYSTAL

Type

100 MHz SC-cut

OTHER

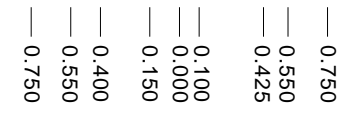
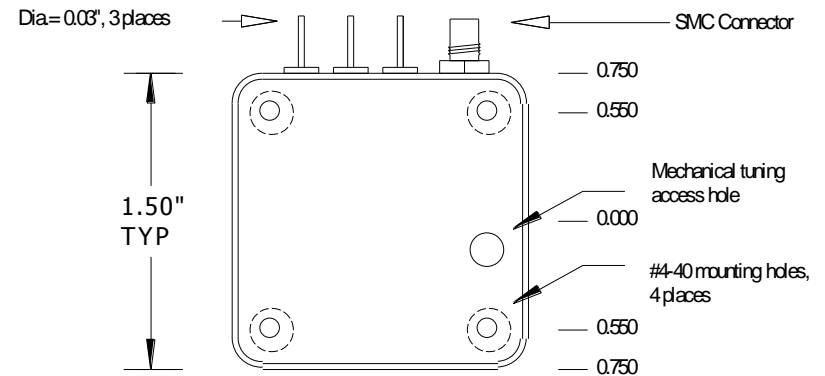
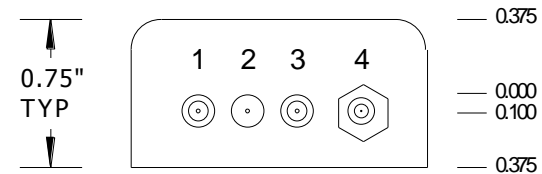
Label

Use conventional label with the following information:
501-23711 (Current Rev.)
100 MHz
+15 VDC
Serial # - Date Code

Test Data

Output Level
Phase Noise
Temperature Stability
Power – Warm-up and Total
COC

REV	DATE	REVISION RECORD	DWN	AUTH
-	03-03-11	Initial Release	PAC	



Connector numbers are for reference only, they are not marked on unit.

PIN	FUNCTION
1	Supply Voltage
2	Ground, Case
3	Electrical Tuning
4	RF Output



Wenzel Associates, Inc.
Austin, Texas

Title: 100 MHz-SC L.O. Series Crystal Oscillator				
P/N: 501-23711	Rev: -	Date: 03-03-11	Drawn:	Ref: 21808a
Tolerances: (except as noted) Dimensions are in inches		0.XX Dec: ±0.030"	0.XXX Dec: ±0.010"	FSCM: 62821