




Low Noise Crystal Oscillators > VHF LO

Features:

- Frequency: 25 MHz to 160 MHz, fixed
- Standard and Premium Phase Noise Options
- Low G-Sensitivity to 2E-10/g per axis
- PCB Mount and SMB Packages Available
- Internal Voltage Regulator

Applications:

- Military Applications
- Airborne, Ground, Shipboard
- Tacticle Radio
- Test Equipment
- Reference Source



Electrical Specifications	
Output Frequency (fixed; specify within range)	25 MHz to 160 MHz
Output Level	+13 dBm ±2 dB into 50 ohms
Aging	
Per day after 30 days operating, typical	5×10^{-9}
Second year, typical	5×10^{-7}
Per year thereafter, typical	3×10^{-7}
Temperature Stability (consult factory for other ranges)	
Range E: 0 to +50°C (Ref: +25°C)	$\leq \pm 2 \times 10^{-7}$
Range F: -20 to +70°C (Ref: +25°C)	$\leq \pm 5 \times 10^{-7}$
Range G: -55 to +85°C (Ref: +25°C)	$\leq \pm 2 \times 10^{-6}$
Phase Noise	(Frequency Dependent: See Standard Specifications and Part Numbers table below for details)
Harmonics	≤ -30 dBc
Spurious	≤ -80 dBc
Tuning	(MT and ET ranges can be reversed upon request)
- Mechanical Tuning	$\geq \pm 4 \times 10^{-6}$, typical
- Electrical Tuning	$\geq \pm 5 \times 10^{-7}$, typical
Tuning A: 0 to +10 VDC	$\geq \pm 5 \times 10^{-7}$, typical
Tuning B: ±5 VDC	$\geq \pm 5 \times 10^{-7}$, typical
Slope: Negative	(Positive Slope available on some ET only models)
Supply Voltage	+15 VDC or +12 VDC (±5%)
Warm-up	≤ 5 Watts for 5 minutes at +25°C
Total	≤ 2.2 Watts at +25°C
Crystal Type	SC-cut
Acceleration Sensitivity	5×10^{-10} /g, typical; to 2×10^{-10} /g, available
Mechanical	
Packaging	Solder sealed steel can
Dimensions	A: 1.5" x 1.5" x 0.5" or B: 1.5" x 1.5" x 0.75"
Connectors / Mounting	
- Package A	Solder pins on base Thru Hole PCB mount
- Package B	SMB(f) and solder pins on side Threaded Inserts, #4-40, 4 places

Description:

The VHF LO oscillators are small lightweight OCXOs with a fixed output frequency between 25 MHz and 160 MHz. They provide good frequency stability over temperature, phase noise floor performance to -176 dBc/Hz and acceleration sensitivity to 2E-10/g per axis. Connector options include PCB mount with solder pins on the base (1.5" x 1.5" x 0.5") or SMB(f) connectors and solder pins on the side (1.5" x 1.5" x 0.75"). The small size and low-g options make this unit well suited for airborne and mobile applications where good dynamic performance is required. A low noise voltage regulator is included to minimize power supply line related spurious signals. Please contact technical staff to discuss custom requirements.





Low Noise Crystal Oscillators > VHF LO

Standard 100 MHz VHF LO

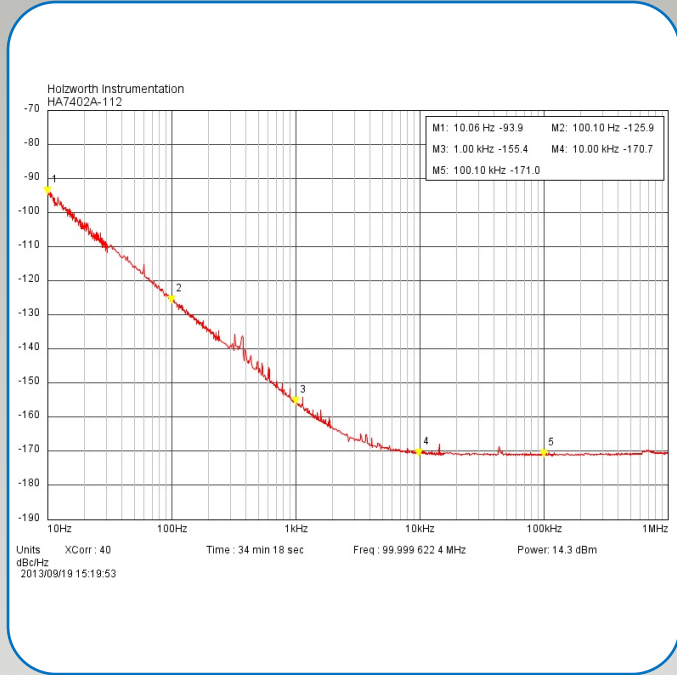


Figure 1: Typical Phase Noise Performance Plot for the 100 MHz VHF LO, P/N: 501-27512-41

Premium 100 MHz VHF LO

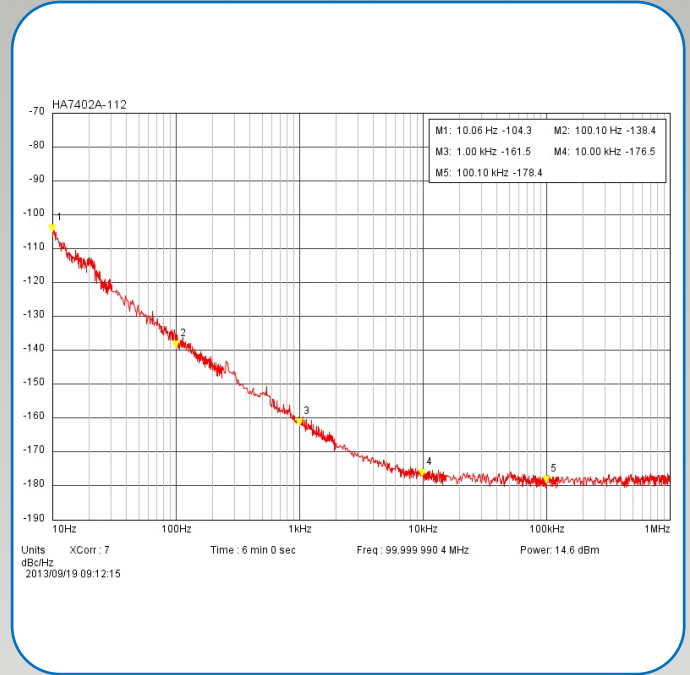


Figure 1: Typical Phase Noise Performance Plot for the 100 MHz VHF LO, P/N: 501-27585-01

Standard Specifications and Part Numbers **

Part Number	Output Frequency * (MHz)	Typical Phase Noise (dBc/Hz), Static *					Output Level (dBm) * into 50 ohms	Temperature Stability (Ref: +25°C) *	Supply Voltage (VDC)	Acceleration Sensitivity (/g per axis) *	Package / Connectors	Package Size (inches)
		10 Hz	100 Hz	1 kHz	10 kHz	100 kHz						
501-27511-01	80	-100	-130	-150	-165	-165	+13 ±2	±2E-7, 0° to +50°C	+15	5E-10, typ	Solder Pins on Base	1.5 x 1.5 x 0.5
501-27511-11	80	-105	-135	-155	-168	-170	+13 ±2	±2E-7, 0° to +50°C	+15	5E-10, typ	Solder Pins on Base	1.5 x 1.5 x 0.5
501-27511-15	80	-105	-135	-155	-168	-170	+13 ±2	±2E-7, 0° to +50°C	+15	5E-10, typ	SMB(f) and solder pins on side	1.5 x 1.5 x 0.75
501-27511-21	80	-100	-130	-150	-165	-165	+13 ±2	±2E-7, 0° to +50°C	+12	5E-10, typ	Solder Pins on Base	1.5 x 1.5 x 0.5
501-27511-31	80	-105	-135	-155	-168	-170	+13 ±2	±2E-7, 0° to +50°C	+12	5E-10, typ	Solder Pins on Base	1.5 x 1.5 x 0.5
501-27511-41	80	-100	-130	-150	-165	-165	+13 ±2	±2E-7, 0° to +50°C	+15	3E-10, gtd	Solder Pins on Base	1.5 x 1.5 x 0.5
501-27511-51	80	-105	-135	-155	-168	-170	+13 ±2	±2E-7, 0° to +50°C	+15	3E-10, gtd	Solder Pins on Base	1.5 x 1.5 x 0.5
501-27512-01	100	-95	-125	-150	-165	-165	+13 ±2	±2E-7, 0° to +50°C	+15	5E-10, typ	Solder Pins on Base	1.5 x 1.5 x 0.5
501-27512-11	100	-100	-130	-155	-168	-170	+13 ±2	±2E-7, 0° to +50°C	+15	5E-10, typ	Solder Pins on Base	1.5 x 1.5 x 0.5
501-27512-15	100	-100	-130	-155	-168	-170	+13 ±2	±2E-7, 0° to +50°C	+15	5E-10, typ	SMB(f) and solder pins on side	1.5 x 1.5 x 0.75
501-27512-21	100	-95	-125	-150	-165	-165	+13 ±2	±2E-7, 0° to +50°C	+12	5E-10, typ	Solder Pins on Base	1.5 x 1.5 x 0.5
501-27512-31	100	-100	-130	-155	-168	-170	+13 ±2	±2E-7, 0° to +50°C	+12	5E-10, typ	Solder Pins on Base	1.5 x 1.5 x 0.5
501-27512-41	100	-95	-125	-150	-165	-165	+13 ±2	±2E-7, 0° to +50°C	+15	3E-10, gtd	Solder Pins on Base	1.5 x 1.5 x 0.5
501-27512-51	100	-100	-130	-155	-168	-170	+13 ±2	±2E-7, 0° to +50°C	+15	3E-10, gtd	Solder Pins on Base	1.5 x 1.5 x 0.5
501-27585-01	100	-100	-130	-158	-175	-175	+13 ±2	±2E-7, 0° to +50°C	+15	5E-10, typ	Solder Pins on Base	1.5 x 1.5 x 0.5
501-27585-41	100	-100	-130	-158	-175	-175	+13 ±2	±2E-7, 0° to +50°C	+15	3E-10, gtd	Solder Pins on Base	1.5 x 1.5 x 0.5

* Consult factory for custom frequency, phase noise performance, output level, temperature stability and acceleration sensitivity options.

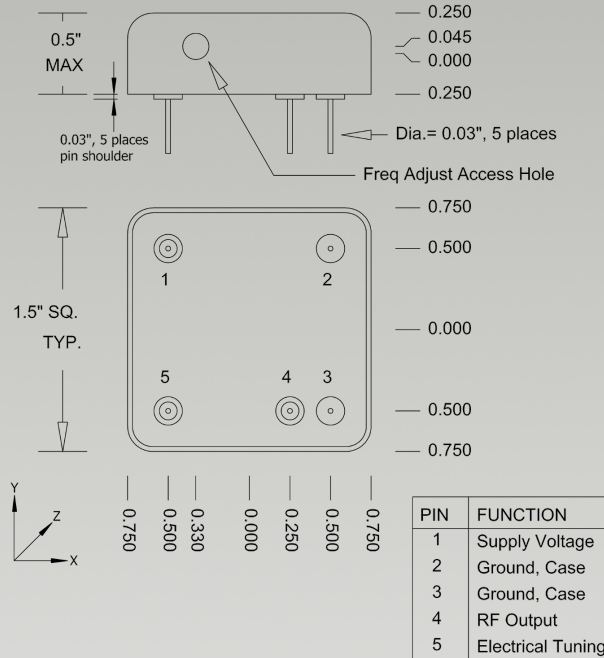
** See website for additional Standard Part Numbers and Specifications.





Low Noise Crystal Oscillators > VHF LO

Package A



Package B

